

From the Finance Department / September 2021

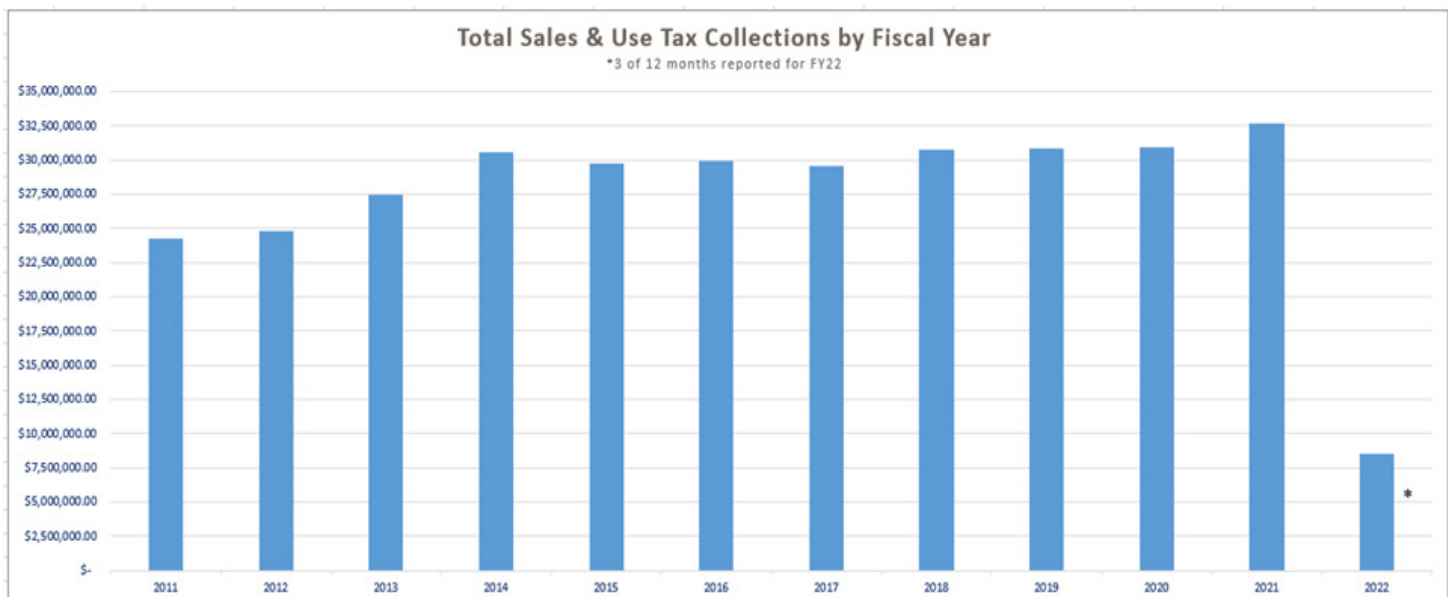
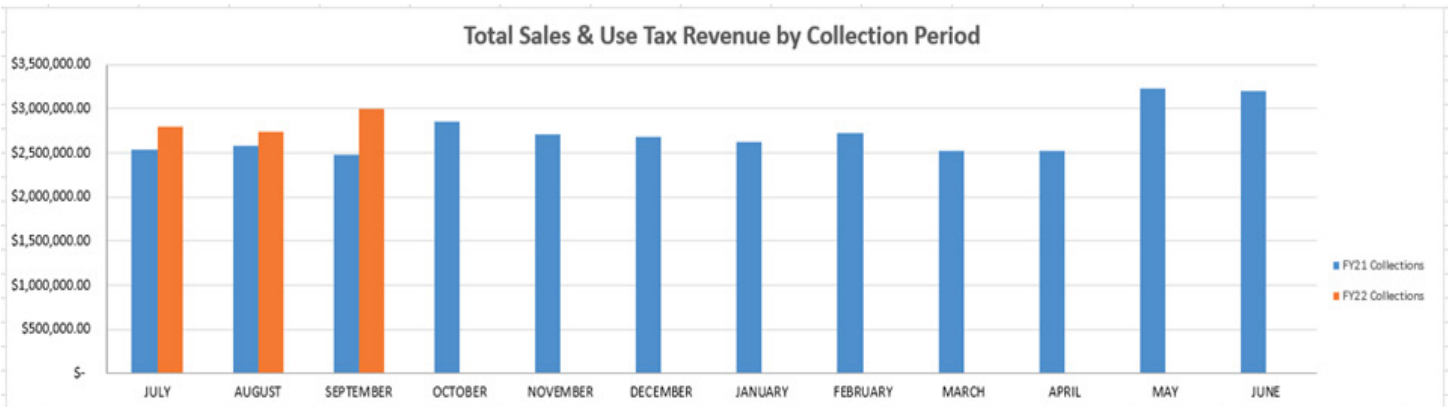
Sales, Use & Hotel/Motel Tax Report

For more information about the budget and taxes, visit the City's Financial Center at <http://stillwater.org/budget>.

I. TOTAL PERFORMANCE- SALES & USE TAX

TOTAL SALES AND USE TAX (vs BUDGET)			
YTD FY22	Annual Budget	% of Budget	% Year Passed
8,535,624	30,800,000	27.71%	25.00%

TOTAL SALES AND USE TAX (vs PRIOR YEAR)			
September-21	September-20	Difference	% Change
2,997,156	2,483,149	514,007	20.70%
YTD FY22	YTD FY21	Difference	% Change
8,535,624	7,600,324	935,300	12.31%



From the Finance Department / September 2021

Sales, Use & Hotel/Motel Tax Report

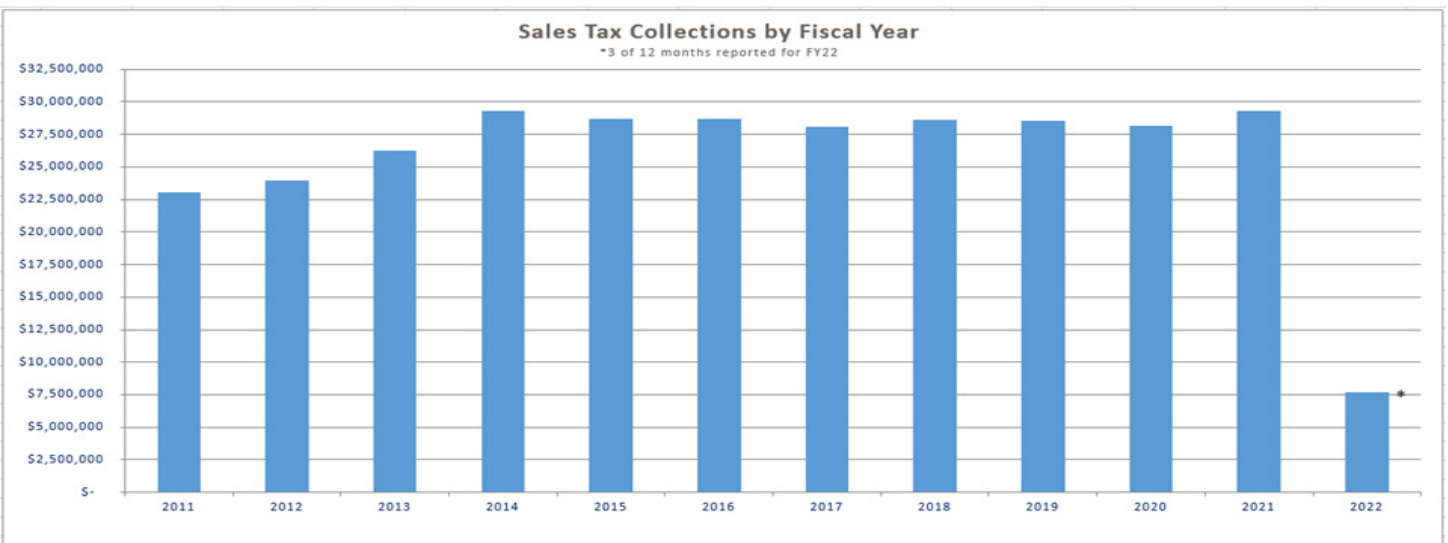
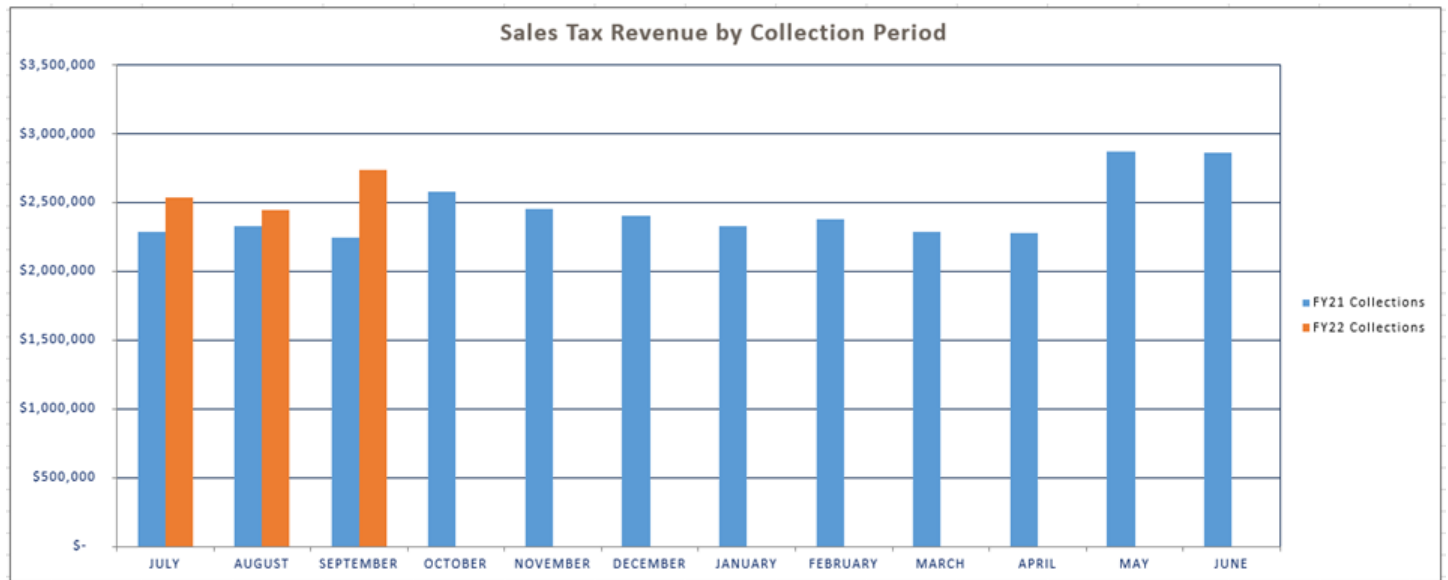
For more information about the budget and taxes, visit the City's Financial Center at <http://stillwater.org/budget>.

II. GENERAL FUND SALES TAX

SALES TAX PERFORMANCE (vs BUDGET)			
YTD FY22	Annual Budget	% of Budget	% Year Passed
7,721,067	28,000,000	27.58%	25.00%

SALES TAX PERFORMANCE (vs PRIOR YEAR)			
September-21	September-20	Difference	% Change
2,737,541	2,248,406	489,135	21.75%

YTD FY22	YTD FY21	Difference	% Change
7,721,067	6,868,029	853,038	12.42%



From the Finance Department / September 2021

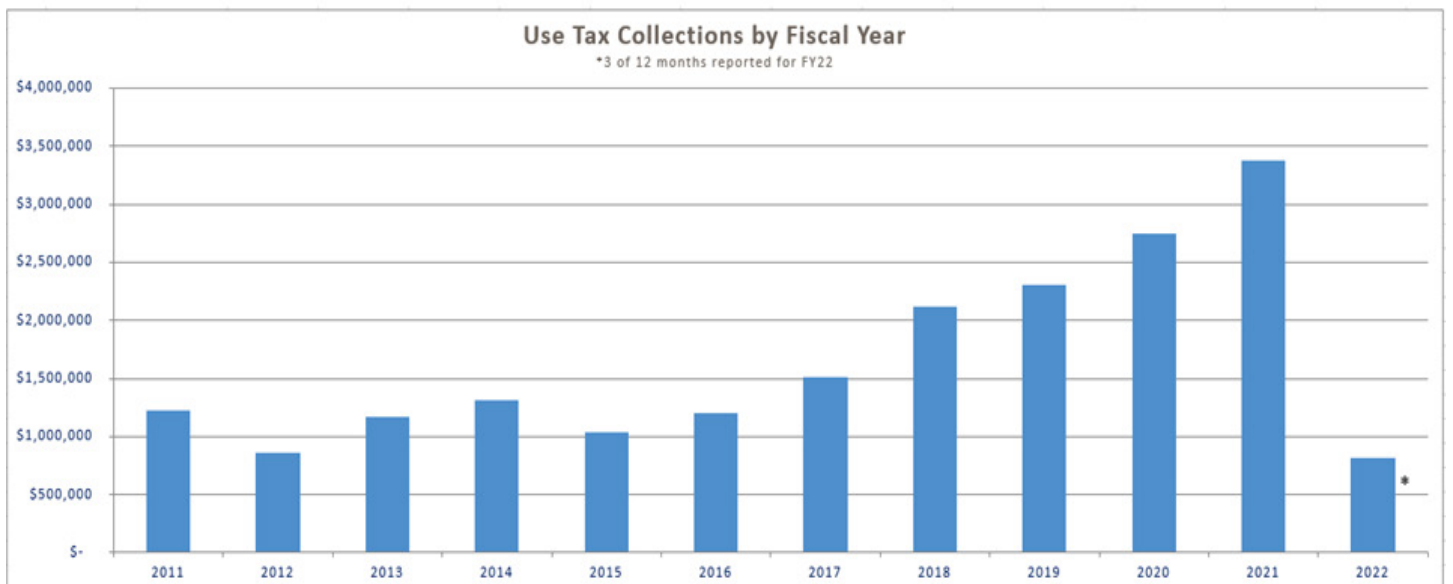
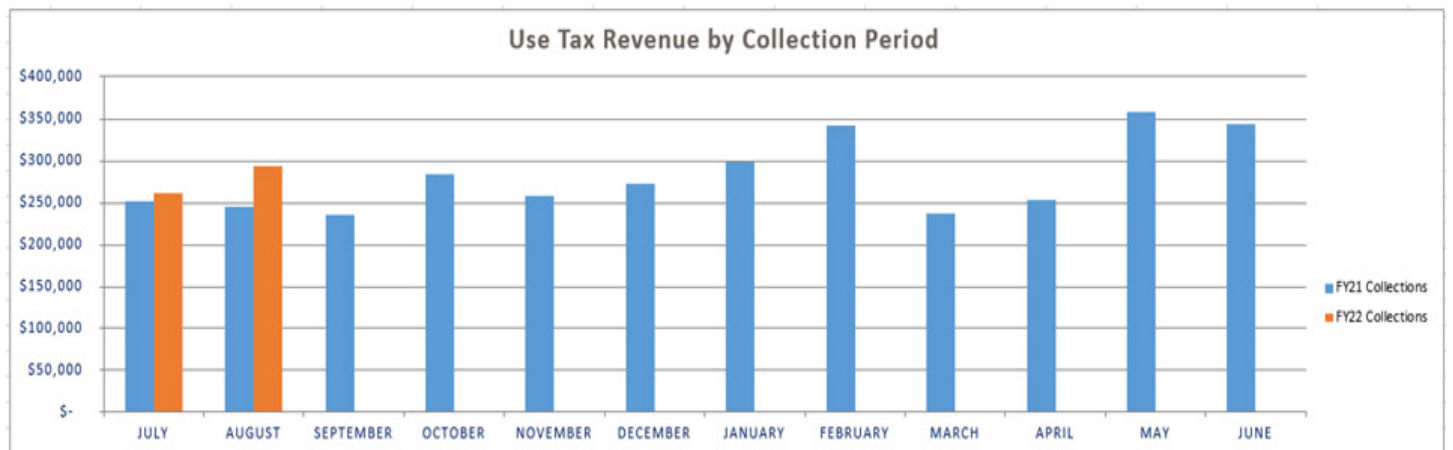
Sales, Use & Hotel/Motel Tax Report

For more information about the budget and taxes, visit the City's Financial Center at <http://stillwater.org/budget>.

III. GENERAL FUND USE TAX

USE TAX PERFORMANCE (vs BUDGET)			
YTD FY22	Annual Budget	% of Budget	% Year Passed
814,557	2,800,000	29.09%	25.00%

USE TAX PERFORMANCE (vs PRIOR YEAR)			
September-21	September-20	Difference	% Change
259,615	234,743	24,872	10.60%
YTD FY22	YTD FY21	Difference	% Change
814,557	732,295	82,262	11.23%



From the Finance Department / September 2021

Sales, Use & Hotel/Motel Tax Report

For more information about the budget and taxes, visit the City's Financial Center at <http://stillwater.org/budget>.

IV. HOTEL TAX

*As of July 2019, the City no longer collects lodging tax payments directly. Lodging tax is collected by the Oklahoma Tax Commission, who began remitting payments to the City in September 2019 for taxes collected for July 2019. This resulted in a difference in timing of tax revenue receipts, because the City would have reported tax collected for July 2019 in August 2019.

HOTEL ROOM TAX (vs BUDGET)			
YTD FY22	Annual Budget	% of Budget	% Year Passed
201,572	500,000	40.31%	25.00%

HOTEL ROOM TAX (vs PRIOR YEAR)			
September-21	September-20	Difference	% Change
47,397	43,483	3,914	9.00%
YTD FY22	YTD FY21	Difference	% Change
201,572	106,971	94,601	88.44%

